

Shiawassee County 2022 Adopted Budget



December 16, 2021

Shiawassee County 2021
Board of Commissioners

Greg Brodeur, Chair
Brandon Marks, Vice-Chair
Cindy Garber
Gary Holzhausen
Jeremy Root
John Plowman
Marlene Webster

Circuit Judge

Hon. Matthew J. Stewart

District Judges

Hon. Ward L. Clarkson Hon. Terrance P. Dignan

Probate Judge

Hon. Thomas J. Dignan

Other Elected Officials

Clerk

Caroline Wilson

Treasurer

Julie Sorenson

Sheriff

Brian BeGole

Prosecuting Attorney

Scott Koerner

Drain Commissioner

Anthony Newman

Register of Deeds

Lori Kimble

Surveyor

William Wascher

County Administration

County Coordinator

Dr. Brian Boggs

Finance Director

Tracy Bublitz

Table of Contents

Budget Message	iv
Budget Resolution.....	vi
General Fund Summary	1
Capital Outlay	6
Staffing Levels.....	7
Special Revenue Funds	8
General Fund Detail.....	9

Budget Message



Shiawassee County Board of Commissioners

December 16, 2021

RE: 2022 Budget Memo

Dear Chairman Brodeur and the Board of Commissioners,

Under the leadership of the County Board of Commissioners, the proposed 2022 general fund budget revenues total \$19,839,477 and expenditures of \$19,839,477 - it is balanced to zero with revenues equaling expenditures. This is the second year in a row that money from the delinquent tax fund did not have to be used to balance the 2022 budget, nor did the budgeted amount need to be taken for the 2021 or 2020 (after adoption) budget. Further, we continue to ensure that the general fund begins receiving the interests from investments and the delinquent tax fund to account for annual inflation. MERS was closed to new hires beginning January 1, 2021 and 44 North was implemented for healthcare. The resulting change from 44 North has been an annual savings of \$800,000.

The special revenue accounts total \$56,495,366 in revenues and \$57,058,347 in expenditures. These are expenses over revenue because Medical Care Facility is spending from their fund balance - all general county special revenue accounts are revenues over expenditures. This brings the total county budget for 2022 to \$76,334,843 in revenues and \$76,897,824 in expenditures. When removing the Shiawassee Road Commission, the Shiawassee County Medical Care Facility, and the airport, this is revenues over expenditures of \$843,179 (\$548,988 more than last year). Between the general fund and the special revenue fund, this is a total of revenues over expenditures of \$843,179.

As part of the budgeting process for 2022, Board Chair Greg Brodeur, Finance Chair John Plowman, Finance Director Tracy Bublitz, and I met with each department head and elected officials to work through each line item of their budget. After completing each meeting, next steps were produced based on the discussions to bring every budget into alignment based on the discussion. The budgets were then finalized in BS&A.

Special appreciation is warranted for the hard work of the Board of Commissioners in this process, Finance Director Tracy Bublitz, Assistant Finance Director Lacey Ziola, Executive Assistant Morgan Knox, and Accounts Payable Clerk Casey Wilder. Based on the work that has been done, the County has prepared itself for a fiscally balanced year.

Yours very truly,

Brian Boggs, Ph.D., J.D.
County Coordinator

Surbeck Building
201 N. Shiawassee St.
Corunna, MI 48817

Telephone
989-743-2233

Fax
989-743-2284

Greg Brodeur
Chairman
District 2

Brandon Marks
Vice Chairman
District 4

Marlene Webster
District 1

Jeremy R. Root
District 5

Gary W. Holzhausen
District 3

Cindy Garber
District 6

John Plowman
District 7

Budget Resolution

Resolution No. 21-12-19

SHIAWASSEE COUNTY BOARD OF COMMISSIONERS
RESOLUTION No. 21-12-19
FISCAL YEAR 2022 ANNUAL BUDGET

WHEREAS the Uniform Budgeting and Accounting Act, Public Act 2 of 1968, as amended, requires each local unit of government to adopt a balanced budget for all required funds;

WHEREAS the Finance and Administration Committee of the Board of Commissioners has reviewed requests for funding and recommendations on anticipated revenues from the county's elected officials, department heads, agency directors, and other staff; and

WHEREAS the Shiawassee County Board of Commissioners will duly advertise and conduct a public hearing on December 16, the 2022 proposed budget in accordance with the Uniform Budgeting and Accounting Act:

NOW THEREFORE BE IT RESOLVED that the Board of Commissioners of Shiawassee County, Michigan, does hereby approve and adopt the FY 2022 general fund budget, projecting revenues totaling **\$19,839,477** and expenditures totaling **\$19,839,477** based on an approved millage of **5.4647 mills** (after Headlee reduction);

BE IT FURTHER RESOLVED that pursuant to MCL 46.71, all claims (bills) against Shiawassee County shall be approved by the Board of Commissioners prior to being paid, except that the Coordinator's office may, in the ordinary course of business, pay pending budgeted payroll and certain other claims prior to approval by the Board if necessary to avoid late penalties, service charges, interest, or adverse legal consequence. The Board shall receive a list of claims paid prior to Board authorization for approval at the next Board meeting;

BE IT FURTHER RESOLVED that the Board of Commissioners hereby approves and adopts the FY 2022 budget for Special Revenue Funds;


BE IT FURTHER RESOLVED that the Coordinator shall serve as chief fiscal officer and chief administrative officer for the purposes of the Uniform Budget and Accounting Act, PA 1968, as amended (MCL 141.421 et seq.);

BE IT FURTHER RESOLVED that the Coordinator's office shall be authorized to make budget amendments transferring up to \$5,000 between accounts, departments, or funds without prior approval from the Board; and


BE IT FURTHER RESOLVED that whenever it appears to the Coordinator's office that the actual and probable revenues will be less than the estimated revenues upon

which appropriations were based, or when it appears that expenditures will exceed an appropriation, the Coordinator's office shall present to the Board recommendations to prevent expenditures from exceeding available revenues or appropriations for the fiscal year. Such recommendations shall include proposals for reducing appropriations, increasing revenues, or both.

APPROVED AND ADOPTED BY THE SHIAWASSEE COUNTY BOARD OF COMMISSIONERS FOR FIRST READING NOVEMBER 18, 2021 AND APPROVED AT SECOND READING ON DECEMBER 16, 2021.



Greg Brodeur,
Chairman



Caroline Wilson,
County Clerk

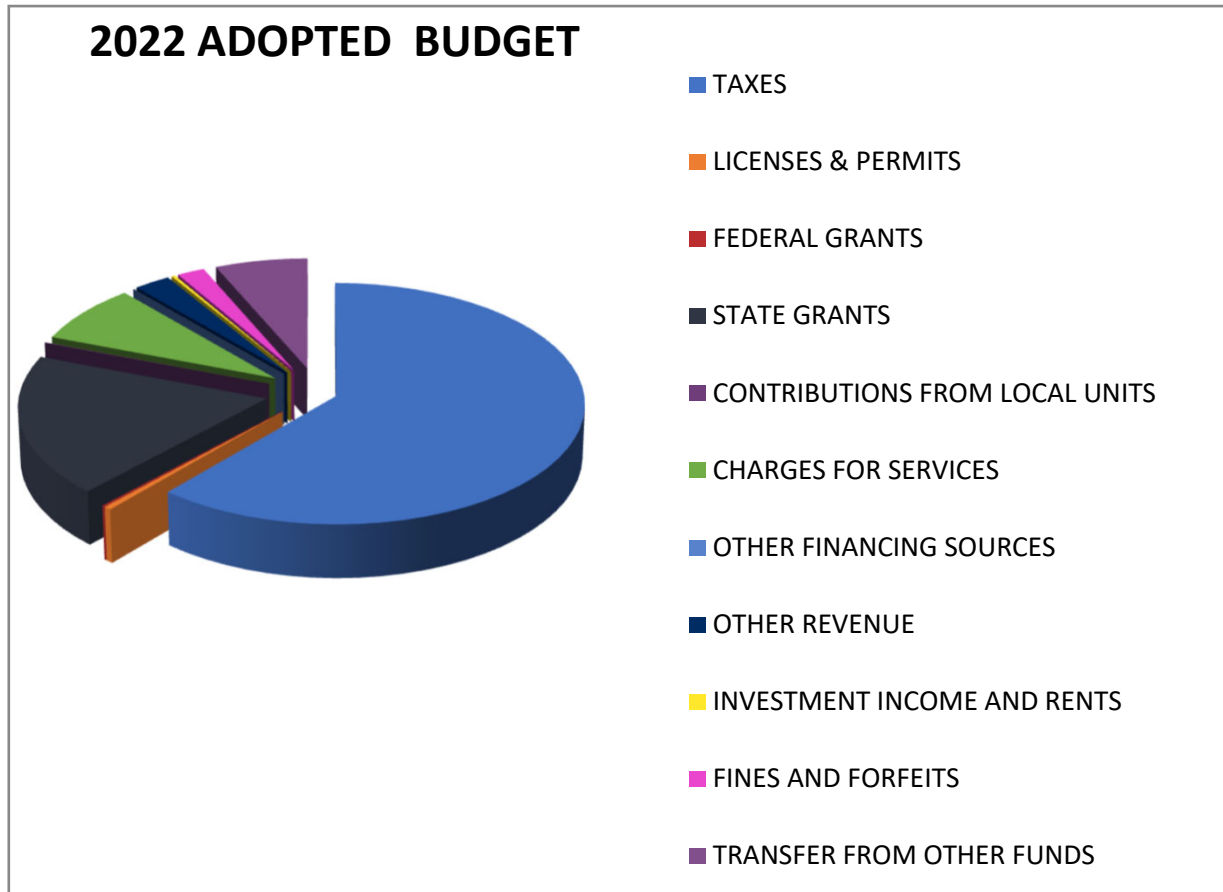
General Fund Summary

SHIAWASSEE COUNTY GENERAL FUND
2022 ADOPTED BUDGET
REVENUE AND EXPENSE SUMMARY

SOURCES OF FUNDS	2019 ACTUAL ACTIVITY	2020 ACTUAL ACTIVITY	2021 ESTIMATED ACTIVITY	2021 AMENDED BUDGET	2022 ADOPTED BUDGET
TAXES	\$10,397,017	\$10,503,881	\$10,370,694	\$11,652,539	\$12,153,093
LICENSES & PERMITS	115,611	104,160	91,928	113,000	93,000
FEDERAL GRANTS	67,744	1,095,821	141,639	25,000	25,000
STATE GRANTS	3,514,627	3,144,822	3,328,491	3,502,723	3,748,973
CONT FROM LOCAL UNITS	21,498	17,001	9,500	13,000	13,000
CHARGES FOR SERVICES	1,773,225	1,786,445	1,619,753	1,743,081	1,567,205
OTHER FINANCING SOURCES	18,362	0	0	0	0
OTHER REVENUE	625,317	470,069	402,135	633,919	511,719
INVESTMENT INCOME & RENTS	143,935	65,986	649,802	55,000	51,500
FINES & FORFEITS	422,129	385,406	294,832	518,000	386,000
TRANSFER FROM OTHER FUNDS	1,874,000	0	2,822,315	2,759,867	1,289,987
TOTAL REVENUES	\$18,973,465	\$17,573,591	\$19,731,089	\$21,016,129	\$19,839,477
EXPENDITURES BY FUNCTION					
GENERAL GOVERNMENT	\$5,152,288	\$6,149,474	\$6,751,339	\$6,839,766	\$7,019,773
JUDICIAL	5,112,414	4,748,917	4,810,294	5,109,205	5,198,155
PUBLIC SAFETY	6,388,417	5,890,245	5,118,871	5,249,880	5,839,967
PUBLIC WORKS	532,304	464,643	477,535	472,385	522,688
HEALTH & WELFARE	606,553	598,977	599,027	604,436	690,000
COMMUNITY & ECONOMIC DEVELOP	544,828	508,760	500,351	541,152	568,894
TOTAL EXPENDITURES	\$18,336,804	\$18,361,016	\$18,257,417	\$18,816,824	\$19,839,477
NET CHANGE IN FUND BALANCE	\$636,661	(\$787,425)	\$1,473,672	\$2,199,305	\$0

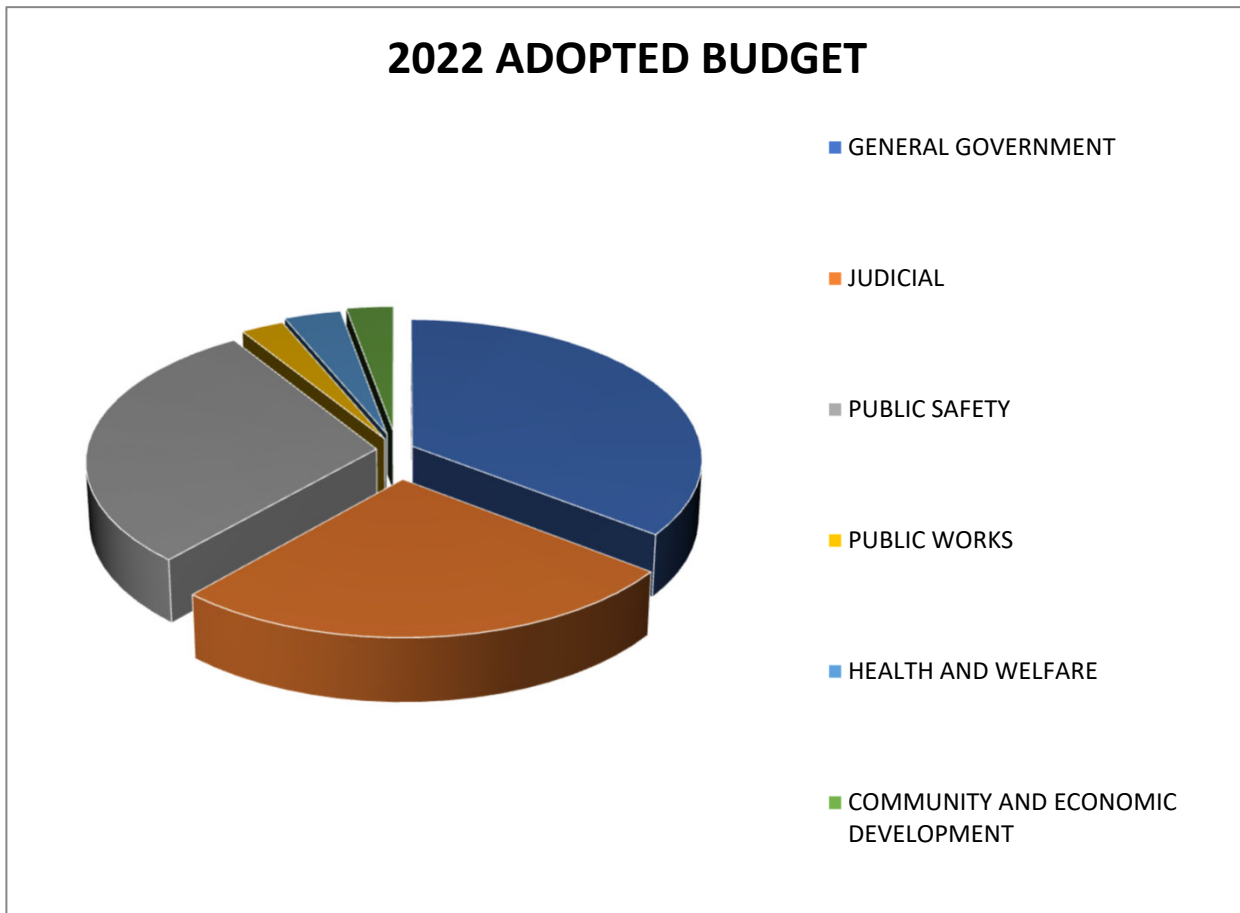
**SHIAWASSEE COUNTY GENERAL FUND
2022 ADOPTED BUDGET
REVENUE SUMMARY**

SOURCES OF FUNDS	2019 ACTUAL ACTIVITY	2020 ACTUAL ACTIVITY	2021 ESTIMATED ACTIVITY	2021 AMENDED BUDGET	2022 ADOPTED BUDGET
TAXES	\$10,397,017	\$10,503,881	\$10,370,694	\$11,652,539	\$12,153,093
LICENSES & PERMITS	115,611	104,160	91,928	113,000	93,000
FEDERAL GRANTS	67,744	1,095,821	141,639	25,000	25,000
STATE GRANTS	3,514,627	3,144,822	3,328,491	3,502,723	3,748,973
CONTRIBUTIONS FROM LOCAL UNITS	21,498	17,001	9,500	13,000	13,000
CHARGES FOR SERVICES	1,773,225	1,786,445	1,619,753	1,743,081	1,567,205
OTHER FINANCING SOURCES	18,362	0	0	0	0
OTHER REVENUE	625,317	470,069	402,135	633,919	511,719
INVESTMENT INCOME & RENTS	143,935	65,986	649,802	55,000	51,500
FINES & FORFEITS	422,129	385,406	294,832	518,000	386,000
TRANSFER FROM OTHER FUNDS	1,874,000	0	2,822,315	2,759,867	1,289,987
TOTAL REVENUES	\$18,973,465	\$17,573,591	\$19,731,089	\$21,016,129	\$19,839,477



**SHIAWASSEE COUNTY GENERAL FUND
2022 ADOPTED BUDGET
EXPENDITURE SUMMARY**

EXPENDITURES BY FUNCTION	2019 ACTUAL ACTIVITY	2020 ACTUAL ACTIVITY	2021 ESTIMATED ACTIVITY	2021 AMENDED BUDGET	2022 ADOPTED BUDGET
GENERAL GOVERNMENT	\$5,152,288	\$6,149,474	\$6,751,339	\$6,839,766	\$7,019,773
JUDICIAL	5,112,414	4,748,917	4,810,294	5,109,205	5,198,155
PUBLIC SAFETY	6,388,417	5,890,245	5,118,871	5,249,880	5,839,967
PUBLIC WORKS	532,304	464,643	477,535	472,385	522,688
HEALTH AND WELFARE	606,553	598,977	599,027	604,436	690,000
COMMUNITY & ECONOMIC DEVELOP	544,828	508,760	500,351	541,152	568,894
TOTAL EXPENDITURES	<u>\$18,336,804</u>	<u>\$18,361,016</u>	<u>18,257,417</u>	<u>\$18,816,824</u>	<u>\$19,839,477</u>



SHIAWASSEE COUNTY GENERAL FUND
2022 ADOPTED BUDGET
EXPENDITURE BY FUNCTION

	2019 ACTUAL ACTIVITY	2020 ACTUAL ACTIVITY	2021 ESTIMATED ACTIVITY	2021 AMENDED BUDGET	2022 ADOPTED BUDGET
GENERAL GOVERNMENT					
COMMISSIONERS	\$198,055	\$195,950	\$233,782	\$238,885	\$226,273
COUNTY ADMINISTRATION	736,293	717,021	1,360,444	1,273,663	827,268
STRATEGIC PLANNING	25,000	25,000	50,000	50,000	0
CAPITAL IMPROVEMENTS	150	0	0	0	0
CLERK'S POSTAGE	38,854	27,347	29,821	30,000	25,000
PRIOR YEAR UNALLOCATED MERS	409,325	1,384,993	1,986,116	1,500,000	1,800,000
OTHER PROFESSIONAL CONTRACTS	63,526	48,500	65,000	61,275	75,500
COUNTY CLERK	487,249	464,839	421,403	455,501	507,819
RESD - INFORMATION TECHNOLOGY	236,699	85,680	89,983	138,000	138,000
PURCHASING	31,884	19,290	16,353	25,000	25,000
SURVEY & REMONUMENTATION	68,966	65,196	32,620	55,119	55,119
TREASURER	321,540	321,530	317,528	322,626	319,945
EQUALIZATION	229,515	244,029	205,058	221,152	225,003
INTERFUND TRANSFERS OUT	103,798	106,082	105,978	106,082	106,082
ELECTIONS	116,404	223,874	65,641	86,849	173,734
BUILDING & GROUNDS	851,090	805,357	1,116,992	1,137,117	1,354,935
TECHNOLOGY	132,450	126,399	98,505	129,400	129,100
BUILDING & GROUNDS IMPROVEMENT	0	119,339	0	0	0
COURT HOUSE MAINTENANCE	470,144	0	0	0	0
LAND PURCHASE	0	0	300	50,000	0
CONTRACT PAYMENTS	0	0	0	0	0
GENERAL INSURANCE	167,267	461,524	(13,188)	380,000	450,000
UNEMPLOYMENT	0	0	0	0	0
TRANSFER TO OTHER FUNDS	374,497	611,981	472,495	479,097	480,995
COPIERS	89,582	95,543	96,508	100,000	100,000
TOTAL GENERAL GOVERNMENT	\$5,152,288	\$6,149,474	\$6,751,339	\$6,839,766	\$7,019,773
JUDICIAL					
CIRCUIT COURT	\$620,562	\$542,958	\$493,746	\$564,019	\$629,608
DISTRICT COURT	1,148,794	1,030,760	1,023,078	1,081,011	1,015,463
FRIEND OF THE COURT	819,413	879,791	1,014,550	985,165	1,103,825
LAW LIBRARY APPROPRIATION	0	0	0	0	0
PROBATE COURT	439,685	471,691	451,290	516,368	520,325
PROBATION	3,229	3,483	3,044	3,500	3,500
PROSECUTING ATTORNEY	1,049,394	1,043,236	1,064,351	970,146	1,114,865
FAMILY COURT - JUVENILE DIVISION	668,337	604,498	587,735	616,496	638,069
CHILD CARE	190,500	3,750	0	200,000	0
DHS CHILD CARE - SHIAWASSEE	172,500	168,750	172,500	172,500	172,500
TOTAL JUDICIAL	\$5,112,414	\$4,748,917	\$4,810,294	\$5,109,205	\$5,198,155

SHIAWASSEE COUNTY GENERAL FUND
2022 ADOPTED BUDGET
EXPENDITURE BY FUNCTION

	2019 ACTUAL ACTIVITY	2020 ACTUAL ACTIVITY	2021 ESTIMATED ACTIVITY	2021 AMENDED BUDGET	2022 ADOPTED BUDGET
PUBLIC SAFETY					
SHERIFF	\$3,220,311	\$2,925,099	\$2,379,698	\$2,432,010	\$2,708,878
SHERIFF - SECURITY	230,059	223,314	247,093	222,854	374,303
SHERIFF - SECONDARY ROAD PATROL	198,118	145,920	113,598	173,527	124,833
SHERIFF - JAIL	2,511,344	2,386,718	2,182,033	2,188,426	2,386,462
EMERGENCY SERVICES	112,203	107,090	81,094	97,555	105,005
ANIMAL CONTROL	116,382	102,104	115,355	135,508	140,486
TOTAL PUBLIC SAFETY	<u>\$6,388,417</u>	<u>\$5,890,245</u>	<u>\$5,118,871</u>	<u>\$5,249,880</u>	<u>\$5,839,967</u>
PUBLIC WORKS					
DRAIN OFFICE	\$345,482	\$360,173	\$383,271	\$367,914	\$395,320
DRAINS AT LARGE	179,476	96,738	86,125	96,739	118,800
AIRPORT	7,346	7,732	8,139	7,732	8,568
TOTAL PUBLIC WORKS	<u>\$532,304</u>	<u>\$464,643</u>	<u>\$477,535</u>	<u>\$472,385</u>	<u>\$522,688</u>
HEALTH & WELFARE					
HEALTH APPROPRIATION	\$217,000	\$217,000	\$217,000	\$217,000	\$300,000
MEDICAL EXAMINERS	189,553	181,977	182,027	187,436	190,000
MENTAL HEALTH APPROPRIATION	200,000	200,000	200,000	200,000	200,000
TOTAL HEALTH & WELFARE	<u>\$606,553</u>	<u>\$598,977</u>	<u>\$599,027</u>	<u>\$604,436</u>	<u>\$690,000</u>
COMMUNITY & ECONOMIC DEVELOPMENT					
AGRI-EXTENSION	\$19,770	\$0	\$0	\$0	\$0
REGISTER OF DEEDS	317,071	360,009	299,888	326,657	335,753
PLAT BOARD	200	0	0	295	295
COMMUNITY DEVELOPMENT	127,485	126,434	130,124	139,670	123,500
PARKS	80,302	22,317	70,339	74,530	109,346
TOTAL COMMUNITY & ECONOMIC DEVELOP.	<u>\$544,828</u>	<u>\$508,760</u>	<u>\$500,351</u>	<u>\$541,152</u>	<u>\$568,894</u>

Capital Outlay

SHIAWASSEE COUNTY
2022 ADOPTED BUDGET
CAPITAL OUTLAY

	2019 ACTUAL ACTIVITY	2020 ACTUAL ACTIVITY	2021 ACTUAL ACTIVITY	2021 AMENDED BUDGET	2022 ADOPTED BUDGET
GENERAL FUND					
COUNTY ADMINISTRATION	\$1,833	\$199,889	\$4,578	\$5,000	\$0
RESD - INFORMATION TECHNOLOGY	193,125	7,681	63,428	100,000	100,000
BUILDING & GROUNDS	11,839	119,339	127,963	133,848	345,800
DRAIN BUILDING	434,744	0	0	0	0
LAND PURCHASE	0	0	0	49,700	0
CIRCUIT COURT	0	8,618	0	0	0
PROBATE COURT	11,270	0	0	0	0
FAMILY COURT - JUVENILE DIVISION	23,045	9,491	0	0	0
SHERIFF	14,517	2,796	0	0	199,431
SHERIFF - SECURITY	0	0	0	0	0
SHERIFF - JAIL	6,674	68,785	40,000	49,103	15,000
EMERGENCY SERVICES	0	0	4,634	4,700	15,500
ANIMAL CONTROL	33,189	585	0	2,000	0
AGRI-EXTENSION	19,770	0	0	0	0
PARKS	70,545	12,203	29,257	35,000	40,000
TOTAL CAPITAL OUTLAY - GENERAL FUND	\$820,551	\$429,387	\$269,860	\$379,351	\$715,731
SPECIAL REVENUE FUNDS					
FRIEND OF THE COURT	\$0	\$0	\$36,950	\$43,000	\$0
CENTRAL DISPATCH	3,662	497,523	454,117	1,440,192	1,660,000
HEALTH APPROPRIATION	222,743	74,344	0	0	0
ROD AUTOMATION	49,032	51,320	0	8,000	8,000
INDIGENT DEFENSE	69,138	6,944	42,342	42,900	29,400
AIRPORT	17,584	5,907	9,610	12,000	12,000
VETERANS SERVICES	19,909	0	0	0	37,400
SHERIFF - JAIL COMMISSARY	0	0	5,758	0	0
DRAINS AT LARGE	0	0	101,858	102,000	40,000
TOTAL CAPITAL OUTLAY - SPECIAL REVENUE FUNDS	\$382,068	\$636,038	\$650,635	\$1,648,092	\$1,786,800
TOTAL CAPITAL OUTLAY	\$1,202,619	\$1,065,425	\$920,495	\$2,027,443	\$2,502,531

Staffing Levels

SHIAWASSEE COUNTY
2022 ADOPTED BUDGET
STAFFING LEVELS

FUND - DEPT	DEPARTMENT	FTE	SALARY	TAXES AND		TOTAL
				BENEFITS		
101-101	COMMISSIONERS	7	\$127,430	\$60,768		\$188,198
101-172	COUNTY ADMINISTRATION	8	469,277	219,791		689,068
101-215	COUNTY CLERK	7	260,010	222,891		482,901
101-245	SURVEY & REMONUMENTATION	0.5	4,865	1,453		6,318
101-253	TREASURER	4	192,716	119,829		312,545
101-262/263-215	ELECTIONS	3	116,440	7,037		123,477
101-265/101-756	BUILDING & GROUNDS/PARKS	7	339,048	174,143		513,191
101-283	CIRCUIT COURT	6	313,750	216,864		530,614
101-286	DISTRICT COURT	14	570,550	338,413		908,963
101-289	FRIEND OF THE COURT	11.5	518,025	321,796		839,821
101-294	PROBATE COURT - ESTATES	4	281,595	175,030		456,625
101-296	PROSECUTING ATTORNEY	11	773,640	282,075		1,055,715
101-299	FAMILY COURT - JUVENILE DIVISION	6.5	292,941	210,048		502,989
101-301	SHERIFF	22.5	1,239,363	2,733,019		3,972,382
101-303	SHERIFF - SECURITY	8	327,423	42,780		370,203
101-315	SHERIFF - SECONDARY ROAD PATROL	1	65,824	30,215		96,039
101-351	SHERIFF - JAIL	22	1,151,216	562,046		1,713,262
101-426	EMERGENCY SERVICES	1.5	56,684	4,336		61,020
101-430	ANIMAL CONTROL	1	44,540	36,541		81,081
101-442	DRAIN OFFICE	5	237,275	144,989		382,264
101-711	REGISTER OF DEEDS	4	193,032	129,606		322,638
213/225	DRUG COURT	0.75	74,964	0		74,964
216	CENTRAL DISPATCH	12	645,695	618,150		1,263,845
221	HEALTH DEPARTMENT	29	1,452,632	762,473		2,215,105
222	MENTAL HEALTH COURT	1	36,486	0		36,486
223	SWIFT & SURE COURT	0.25	18,400	0		18,400
287	INDIGENT DEFENSE	7	616,258	343,572		959,830
292-662/292-669	PROBATE COURT - CHILD CARE	7	433,289	252,011		685,300
295	AIRPORT	1	46,200	10,900		57,100
298-684	VETERANS	3.5	215,638	88,784		304,422
299	JAIL GARDEN	1	43,750	9,631		53,381
	TOTAL	217	\$11,158,956	\$8,119,191		\$19,224,766

Special Revenue Funds

SHIAWASSEE COUNTY
2022 ADOPTED BUDGET
SPECIAL REVENUE FUNDS

FUND	NAME	AUDITED			AUDITED			2021 AMENDED BUDGET		2022 ADOPTED BUDGET	
		REVENUES	EXPENDITURES	FUND BALANCE 12/31/2019	REVENUES	EXPENDITURES	FUND BALANCE 12/31/2020	REVENUES	EXPENDITURES	REVENUES	EXPENDITURES
211	MSU EXTENSION	\$133,641	\$125,501	\$77,698	\$145,172	\$148,945	\$73,925	\$144,158	\$150,676	\$144,158	\$143,200
213	DRUG COURT GRANT	62,312	62,312	0	49,177	46,844	2,333	95,178	95,178	95,178	103,470
214	FAMILY COUNSELING	5,620	13,082	60,117	5,430	8,694	56,853	6,500	6,500	6,500	6,500
215	FRIEND OF THE COURT	49,166	37,002	121,641	42,537	11,240	152,938	8,900	72,100	46,000	29,500
216	CENTRAL DISPATCH	2,252,955	893,956	2,657,468	2,869,049	2,497,692	3,028,825	2,986,800	2,947,560	3,314,000	3,232,645
217	DRUNK DRIVING	9,042	5,382	138,128	37,755	6,208	169,675	8,800	7,500	8,800	7,500
218	PROSECUTORS FEES	45,935	0	123,809	39,566	0	163,375	118,085	118,085	50,000	60,000
221	HEALTH DEPARTMENT	2,221,201	3,190,402	125,704	3,617,258	2,982,493	760,469	3,071,421	3,070,993	3,442,440	3,142,440
222	MENTAL HEALTH COURT	18,124	28,358	289,998	38,532	30,576	297,954	55,800	55,800	69,839	69,839
223	SWIFT & SURE	48,880	47,934	1,186	29,631	26,377	4,440	51,000	51,000	53,000	53,000
225	OHSP GRANT/BYRNE JAG DRUG COURT	46,717	46,716	0	28,681	27,078	1,603	92,000	92,000	94,000	94,000
230	WASTE MANAGEMENT	76,260	61,558	154,765	76,042	27,585	203,222	75,000	75,000	75,000	75,000
241	FARMLAND PRESERVATION	0	0	1,448	0	0	1,448	0	0	0	0
242	ANIMAL CONTROL DONATIONS	0	0	21,230	0	0	21,230	0	0	0	0
249	BUILDING INSPECTIONS	172,392	201,027	43,649	503,280	232,774	314,155	201,602	192,429	190,000	178,800
251	HOUSING REHAB	36,870	31,253	47,667	106,791	0	154,458	63,579	63,579	25,000	25,000
253	DRUG FORFEITURE	846	1,616	13,200	0	1,024	12,176	0	0	5,000	1,800
254	SHERIFF COLLECTIONS	193,905	47,122	284,771	54,837	46,675	292,933	111,869	163,699	4,000	4,000
256	ROD AUTOMATION	57,885	69,397	161,122	62,727	52,084	171,765	81,015	81,015	55,030	43,900
259	EMERGENCY MANAGEMENT	1,150	5,485	19,674	3,829	7,705	15,798	2,900	2,600	2,500	2,200
260	SHERIFF - POSSE	7,826	4,993	12,915	4,106	3,564	13,457	12,040	12,040	13,070	13,070
263	CONCEALED PISTOL LICENSING	51,167	8,731	137,932	63,707	7,376	194,263	100,987	100,714	19,285	130,759
264	LOCAL CORRECTIONS TRAINING	17,140	16,220	25,505	8,574	9,099	24,980	10,000	10,000	10,000	10,000
268	GUN RANGE	0	0	0	750	0	750	0	0	0	0
269	LAW LIBRARY	16,404	14,779	1,625	15,479	14,656	2,448	15,500	15,500	15,500	15,500
272	MAGNET	133,763	102,525	258,368	101,864	75,144	285,088	110,000	110,000	110,000	110,000
273	PROSECUTOR'S ASSETS	2,227	8,906	55,351	387	0	55,738	5,000	5,000	5,000	5,000
274	LOCAL LAW ENFORCEMENT	47,096	47,096	215	49,450	49,450	215	53,000	53,000	53,000	53,000
275	1033 PROGRAM	0	0	0	0	0	0	0	0	50,000	50,000
280	CHILD CARE PROBATE	402,990	466,699	11,452	269,093	273,433	7,112	602,150	602,150	179,350	176,850
281	CARES/ARPA	0	0	0	0	0	0	0	0	1,500,000	1,500,000
282	SOCIAL WELFARE DHS	5,000	6,123	8,560	5,000	3,903	9,657	5,350	5,350	5,000	5,000
283	COMMUNITY DEV BLOCK GRANT	0	0	0	47,109	47,109	0	0	0	0	0
284	REACH	140	150	6,822	140	150	6,812	0	0	0	0
285	FEDERAL ARPA	0	0	0	0	0	0	2,801,255	2,801,255	1,229,987	1,229,987
286	PEACE-TIME VETERANS SERV.	4,082	3,770	313	45,918	7,781	38,450	47,000	47,000	50,000	36,500
287	INDIGENT DEFENSE	503,778	501,569	2,210	1,342,693	654,089	690,814	909,815	909,815	1,261,438	1,261,436
291	MSHN	16,225	14,654	11,831	13,198	11,194	13,835	15,000	15,000	15,000	15,000
292	CHILD CARE	1,065,001	1,064,999	1	893,653	882,238	11,416	1,210,574	1,180,542	1,445,639	1,445,639
293	VETERANS RELIEF	176,533	237,047	447,738	191,598	44,946	594,390	182,526	180,000	188,000	179,000
296	SENIOR CITIZENS (SCOA)	1,198,571	1,042,849	425,313	824,610	585,940	663,983	881,820	881,820	881,820	881,820
297	CIGARETTE TAX	0	0	157	0	0	157	0	0	0	0
298	VETERANS SERVICES	365,281	254,186	342,512	384,331	261,607	465,236	415,573	500,324	453,722	453,722
299	JAIL GARDEN	0	0	0	0	0	0	66,759	66,759	580,031	58,031
595	JAIL COMMISSARY	117,411	59,965	225,139	110,011	135,796	199,354	0	0	300,000	300,000

General Fund Detail

SHIAWASSEE COUNTY GENERAL FUND
2022 ADOPTED BUDGET
LINE ITEM DETAIL

GL NUMBER	DESCRIPTION	2019 ACTUAL ACTIVITY	2020 ACTUAL ACTIVITY	2021 ESTIMATED ACTIVITY	2021 AMENDED BUDGET	2022 ADOPTED BUDGET
REVENUES						
101-000-672.000	REVENUE	\$0	\$0	\$2,043	\$0	\$0
101-000-699.000	INTERFUND TRANSFERS IN	222	0	15,052	0	0
101-000-699.285	TRANSFER FROM FUND 285	0	0	2,597,486	2,597,486	1,229,987
101-000-699.516	TRANSFER FROM 516	1,874,000	0	566	0	0
101-172-569.000	STATE GRANTS OTHER	0	29,300	0	0	0
101-172-672.000	REVENUE	2,094	4,380	5,360	3,000	4,800
101-200-402.000	CURRENT TAX COLLECTION	10,356,652	10,446,412	10,271,262	10,960,536	11,378,593
101-200-404.000	TAX ADJUSTMENTS	13,171	9,503	9,828	11,000	10,000
101-200-412.000	DELINQUENT PERSONAL PROPERTY	1,950	4,546	8,158	3,000	7,000
101-200-434.000	TRAILER TAX	6,217	24,277	7,118	9,000	7,500
101-200-439.000	MARIJUANA TAX	0	0	56,003	56,003	40,000
101-200-445.000	PENALTIES AND INTEREST ON TAXES	4,259	9,552	8,675	605,000	700,000
101-200-447.000	PROPERTY TAX ADMIN FEE	14,768	9,591	175	176	0
101-200-528.019	FEDERAL GRANTS, OTHER - COVID/CARES	0	1,070,968	133,982	0	0
101-200-569.019	STATE GRANTS OTHER - COVID 19	0	0	120,051	120,051	0
101-200-573.000	LOCAL COMMUNITY STABILIZATION SHARE	252,101	266,601	231,066	183,424	148,402
101-200-574.000	STATE GRANTS STATE REVENUE SHARING	1,485,707	1,058,260	1,676,817	1,544,786	1,842,111
101-200-577.010	LIQUOR LICENSES	14,335	14,122	11,525	13,000	13,000
101-200-665.000	INTEREST	143,935	42,470	622,705	40,000	22,000
101-200-667.000	RENT	0	23,516	27,097	15,000	29,500
101-200-672.000	REVENUE	126,257	(84,435)	16,178	61,000	16,000
101-200-672.050	REVENUE FEDERAL	0	7,594	0	0	0
101-200-673.000	GAIN/LOSS ON SALE OF ASSETS	0	3,400	19,552	50,000	0
101-200-676.030	REIMBURSEMENTS HOTEL AND LIQUOR	96,544	99,468	94,086	95,000	95,000
101-200-676.050	REIMBURSEMENTS INSURANCE	2,801	0	0	0	0
101-200-687.000	REFUNDS AND REBATES	262,266	298,705	207,077	225,000	200,000
101-200-689.000	CASH OVER OR SHORT	(407)	4,709	(103,323)	0	0
101-215-607.000	FEES	105,233	118,189	130,230	100,000	118,000
101-215-607.001	FOIA FEES	0	0	592	0	200
101-215-607.050	CREMATION FEES	10,100	12,540	15,060	10,000	12,000
101-215-607.055	NOTARY FEES	1,850	1,120	1,260	1,200	1,000
101-215-628.010	DOCUMENT KITS	8,150	6,875	6,670	7,500	7,000
101-215-628.020	COPIES	711	398	0	0	0
101-215-628.030	PICTURES	1,450	470	0	600	0
101-215-639.000	CIRCUIT COURT SEARCH FEES	1,277	1,046	2,335	1,000	1,200
101-215-699.263	TRANSFER FROM 263	0	0	39,296	39,296	0
101-245-575.000	STATE GRANTS REMONUMENTATION	52,888	49,746	45,613	42,119	42,119
101-245-580.000	CONTRIBUTIONS FROM LOCAL UNITS	21,498	17,001	9,500	13,000	13,000
101-253-447.000	PROPERTY TAX ADMIN FEE	0	0	9,475	7,824	10,000
101-253-607.000	FEES	10,379	14,953	16,612	12,500	13,000
101-257-628.257	EQUALIZATION PROCESSING SVCS	99,388	62,651	78,303	70,000	65,000
101-262-567.010	SCHOOL ELECTION REIMBURSEMENT	4,084	5,768	35,675	21,228	32,000
101-262-607.010	ELECTIONS CANDIDATE FILING FEE	20,584	57,749	850	0	40,000
101-262-607.020	LOCALS / STATE REIMBURSEMENT	0	50,343	0	5,000	5,000
101-262-676.010	VOTER REGISTRATION REIMB	262	231	18	200	200
101-280-609.000	JURY DEMAND FEES	7,825	12,673	4,468	8,000	8,000
101-281-547.000	STATE GRANTS COURT EQUITY	264,646	240,316	241,462	275,000	275,000
101-283-540.000	JUDGE SALARY	45,724	45,724	34,293	45,724	45,724
101-283-569.000	STATE GRANTS OTHER	454	1,085	283	0	0
101-283-608.010	DRUG COURT PARTICIPATION FEES	4,582	3,474	2,897	0	0
101-283-608.020	MENTAL HEALTH COURT PARTICIPATION FE	0	740	1,000	0	0
101-283-611.000	ATTORNEY FEE REIMBURSEMENT	9,313	3,053	7,442	10,000	5,000
101-283-625.010	ASSESSED COURT COSTS	84,362	90,911	108,815	65,000	85,000
101-283-625.015	COURT COSTS	21,136	18,627	19,422	25,000	22,000

SHIAWASSEE COUNTY GENERAL FUND
2022 ADOPTED BUDGET
LINE ITEM DETAIL

GL NUMBER	DESCRIPTION	2019 ACTUAL ACTIVITY	2020 ACTUAL ACTIVITY	2021 ESTIMATED ACTIVITY	2021 AMENDED BUDGET	2022 ADOPTED BUDGET
101-283-625.020	COURT SERVICES	32,037	22,296	23,679	30,000	25,000
101-283-663.000	BOND FORFEITURES AND BOND COSTS	(2,000)	200	0	0	0
101-286-540.000	JUDGE SALARY	91,448	91,448	34,406	45,750	45,750
101-286-602.000	CIVIL FEES	118,078	98,671	98,988	100,000	100,000
101-286-603.010	DISTRICT COURT COSTS AND FEES	128,156	0	0	0	0
101-286-608.000	COURT FILING FEES	16,137	9,737	9,804	16,000	10,000
101-286-608.025	OVERSITE FEES	44,051	38,090	40,317	45,000	40,000
101-286-625.030	DRUG TEST FEE	5	0	0	0	0
101-286-625.035	ALCOHOL ASSESSMENT PROGRAM	8,596	9,115	8,825	9,000	9,000
101-286-625.040	PROGRAM COSTS	1,720	1,923	1,800	1,900	1,900
101-286-656.000	COURT COSTS	319,921	308,032	217,971	420,000	300,000
101-286-657.000	ORDINANCE FINES AND COSTS	94,293	72,299	70,161	90,000	80,000
101-286-663.000	BOND FORFEITURES AND BOND COSTS	9,915	4,875	6,500	8,000	6,000
101-289-561.000	STATE GRANTS WELFARE FOC	532,231	528,591	463,045	550,000	775,000
101-289-561.001	STATE GRANTS WELFARE FOC INCENTIVE	110,733	108,714	49,709	110,000	110,000
101-289-561.002	STATE GRANTS WELFARE FOC GFGP	73,084	71,751	32,808	75,000	75,000
101-289-623.000	FOC STATUTORY HANDLING FEE	76,859	76,833	63,047	62,000	62,000
101-289-672.000	REVENUE	0	768	766	0	0
101-289-672.010	BENCH WARRANT REVENUE	10,589	12,350	8,561	20,000	15,000
101-289-672.020	CREDIT CARD REVENUE	1,578	667	157	3,000	1,500
101-294-540.000	JUDGE SALARY	159,480	162,536	144,975	151,455	155,621
101-294-612.000	GUARDIAN AD LITEM REIMBURSEMENT	0	3,146	7,934	0	0
101-294-622.000	ESTATE INVENTORY FEE	24,125	26,808	39,808	22,000	26,000
101-294-622.010	ESTATE PROCESSING COSTS	117	0	0	0	0
101-296-561.010	STATE GRANTS WELFARE CHILD SUPPORT	155,267	168,313	15,926	165,000	0
101-296-611.000	ATTORNEY FEE REIMBURSEMENT	0	31	30	500	0
101-296-628.020	COPIES	158	351	344	900	500
101-296-672.000	REVENUE	400	0	0	0	0
101-296-676.000	REIMBURSEMENTS/OTHER INCOME	92,598	92,002	62,490	85,619	85,619
101-296-699.218	TRANSFER FROM 218	0	0	118,085	118,085	60,000
101-296-699.253	TRANSFER FROM 253	0	0	0	5,000	0
101-299-569.000	STATE GRANTS OTHER	142,106	181,769	131,019	120,000	121,917
101-299-611.000	ATTORNEY FEE REIMBURSEMENT	18,872	10,602	6,530	56,763	18,000
101-299-625.045	PROCESSING AND COSTS	24,416	9,898	4,247	20,000	20,000
101-299-625.050	ADMINISTRATION FEES	14,512	12,576	13,184	15,000	15,000
101-301-607.100	SEX OFFENDER REGISTRATION FEE	2,860	2,350	3,040	2,500	2,500
101-301-610.010	RESTITUTION	401	0	213	400	400
101-301-628.050	CIVIL PROCESSING SHERIFF	6,070	7,388	3,667	7,000	7,000
101-301-628.075	SHERIFF OFFICE DEPOSIT REVENUE	9,438	134,942	118,717	134,700	133,000
101-301-693.000	GAIN ON SALE OF DEPRECIABLE FIXED ASSI	6,200	10,500	15,500	0	0
101-301-699.289	TRANSFER FROM FOC	18,140	0	0	0	0
101-315-543.130	SECONDARY RP AND TAP PROGRAM	87,115	96,285	71,343	53,186	80,329
101-351-628.060	LIVE SCAN REVENUE	6,757	7,851	8,370	5,000	5,000
101-351-628.250	JAIL REVENUE	246,155	166,872	40,377	175,000	75,000
101-351-676.100	DIVERTED FELONS REIMBURSEMENT	22,415	8,100	26,990	15,000	12,000
101-351-699.254	TRANSFER FROM 254	0	0	51,830	0	0
101-426-505.000	FEDERAL GRANTS PUBLIC SAFETY	67,744	24,853	7,657	25,000	25,000
101-426-628.120	EMERGENCY SERVICES REVENUE	32,858	12,978	0	18,153	19,305
101-426-672.000	REVENUE	0	630	1,740	600	600

SHIAWASSEE COUNTY GENERAL FUND
2022 ADOPTED BUDGET
LINE ITEM DETAIL

GL NUMBER	DESCRIPTION	2019 ACTUAL ACTIVITY	2020 ACTUAL ACTIVITY	2021 ESTIMATED ACTIVITY	2021 AMENDED BUDGET	2022 ADOPTED BUDGET
101-426-693.000	GAIN ON SALE OF DEPRECIABLE FIXED ASSI	0	0	0	17,000	30,000
101-430-490.050	DOG AND KENNEL LICENSES	101,276	90,038	80,403	100,000	80,000
101-430-610.010	RESTITUTION	0	220	0	0	0
101-430-627.050	KENNEL INSPECTIONS	1,570	1,490	1,180	1,600	1,600
101-430-672.000	REVENUE	0	0	0	15,000	0
101-442-607.000	FEES	300	475	0	0	0
101-603-610.010	RESTITUTION	551	936	954	0	500
101-711-607.040	TRANSFER TAX	222,633	285,666	286,339	280,000	225,000
101-711-607.045	TRACT REVENUE	945	210	140	200	100
101-711-628.125	REGISTER OF DEEDS SERVICES	315,863	364,663	395,845	375,500	360,000
101-728-607.120	PLANNING	9,375	7,600	6,675	8,000	8,000
101-728-607.125	ZONING	23,270	16,915	17,843	19,000	19,000
101-728-607.130	SPLIT FEES FOR MAPPING	0	0	21,900	21,165	1,000
101-728-657.000	ORDINANCE FINES AND COSTS	0	0	200	0	0
101-756-566.000	STATE GRANTS-RECREATIONAL/CULTURAL	57,559	38,615	0	0	0
101-756-672.000	REVENUE	1,720	11,000	2,440	1,000	1,000
101-756-674.000	CONTRIBUTIONS	0	0	42,500	42,500	50,000
TOTAL ESTIMATED REVENUES		\$18,973,465	\$17,573,591	\$19,731,089	\$21,016,129	\$19,839,477

SHIAWASSEE COUNTY GENERAL FUND
2022 ADOPTED BUDGET
LINE ITEM DETAIL

GL NUMBER	DESCRIPTION	2019 ACTUAL ACTIVITY	2020 ACTUAL ACTIVITY	2021 ESTIMATED ACTIVITY	2021 AMENDED BUDGET	2022 ADOPTED BUDGET
EXPENDITURES						
101-000-718.000	HEALTH INSUR	\$0	(\$12,414)	\$13,449	\$0	\$0
101-101-703.000	SALARIES	93,211	134,839	105,172	113,979	127,430
101-101-703.050	BASE PAY	8,642	0	0	0	0
101-101-709.000	FICA	8,763	10,166	7,635	8,721	9,749
101-101-716.000	BLUESTAR 401A DEFINED CONTRIBUTION PLAN			599	675	900
101-101-717.000	DEFINED BENEFIT PENSION CONTRIB	11,961	12,546	33,062	35,090	24,473
101-101-718.000	HEALTH INSUR	5,226	7,849	16,124	18,119	22,928
101-101-718.001	DENTAL/VISION	1,999	1,719	1,737	1,719	1,719
101-101-724.001	LIFE INSURANCE	729	825	760	763	799
101-101-724.002	DISABILITY INS	204	159	140	188	200
101-101-724.050	FLEX PLAN FEES	21	0	21	21	0
101-101-725.000	PER DIEM	13,844	520	0	0	0
101-101-752.000	SUPPLIES	1,687	1,428	944	2,000	2,000
101-101-755.019	OPERATING SUPPLIES-COVID 19	0	0	642	650	0
101-101-803.001	ADP FEES	856	0	0	0	0
101-101-820.000	LEGAL FEES	5,426	6,196	25,646	26,900	9,600
101-101-861.000	MILEAGE	12,730	8,744	7,134	9,100	9,000
101-101-861.001	MILEAGE OTHER MTGS	729	40	0	0	0
101-101-900.000	PRINTING AND PUBLISHING	0	2,900	0	0	0
101-101-909.000	TRAINING	2,868	50	8,186	7,560	4,975
101-101-915.000	MEMBERSHIPS	11,041	20,383	11,631	12,500	12,500
101-101-935.000	PROPERTY LIABILITY INSURANCE	17,028	0	0	0	0
101-101-955.000	MISCELLANEOUS	1,090	0	900	900	0
101-172-703.000	SALARIES	225,663	282,354	354,000	378,569	469,277
101-172-703.010	SUPERVISOR SALARIES	14,931	0	0	0	0
101-172-703.080	SALARIES - ARPA	0	0	526,500	486,000	0
101-172-709.000	FICA	17,583	20,458	26,109	29,450	35,900
101-172-709.080	FICA - ARPA	0	0	40,195	37,103	0
101-172-716.000	BLUESTAR 401A DEFINED CONTRIBUTION PL	0	0	0	0	4,446
101-172-717.000	DEFINED BENEFIT PENSION CONTRIB	45,260	49,827	202,384	90,822	97,731
101-172-718.000	HEALTH INSUR	67,890	61,493	44,579	65,131	79,628
101-172-718.001	DENTAL/VISION	1,295	0	0	0	0
101-172-724.001	LIFE INSURANCE	517	574	644	763	800
101-172-724.002	DISABILITY INS	474	602	902	950	1,286
101-172-724.050	FLEX PLAN FEES	15	0	50	50	0
101-172-752.000	SUPPLIES	7,460	8,980	8,813	8,500	8,000
101-172-755.019	OPERATING SUPPLIES-COVID 19	0	1,522	79	100	0
101-172-801.000	CONTRACTUAL SERVICES	265,819	88,220	41,540	39,225	25,000
101-172-803.001	ADP FEES	651	0	0	0	0
101-172-820.000	LEGAL FEES		2,353	105,170	127,500	100,000
101-172-861.000	MILEAGE	585	14	694	700	500
101-172-881.000	ADVERTISING	628	10	0	0	200
101-172-881.020	ADVERTISING PERSONNEL	161	0	0	0	0
101-172-909.000	TRAINING	2,227	167	3,500	3,300	4,000
101-172-915.000	MEMBERSHIPS	229	103	325	500	500
101-172-935.000	PROPERTY LIABILITY INSURANCE	81,355	0	0	0	0
101-172-955.000	MISCELLANEOUS	1,717	455	0	0	0
101-172-970.000	CAPITAL OUTLAY	1,833	199,889	4,960	5,000	0
101-174-801.174	ECONOMIC DEV PAYMENT	25,000	25,000	50,000	50,000	0
101-175-955.000	MISCELLANEOUS	150	0	0	0	0
101-191-801.191	POSTAGE CONTRACTS	0	(593)	0	0	0
101-191-851.000	POSTAGE	38,854	27,940	29,821	30,000	25,000
101-200-717.025	PRIOR YEAR UNALLOCATED MERS	409,325	1,384,993	1,986,116	1,500,000	1,800,000
101-202-801.000	CONTRACTUAL SERVICES	3,500	3,500	0	0	0

SHIAWASSEE COUNTY GENERAL FUND
2022 ADOPTED BUDGET
LINE ITEM DETAIL

GL NUMBER	DESCRIPTION	2019 ACTUAL ACTIVITY	2020 ACTUAL ACTIVITY	2021 ESTIMATED ACTIVITY	2021 AMENDED BUDGET	2022 ADOPTED BUDGET
101-202-801.090	PRINTING CONTRACT	526	0	0	0	0
101-202-801.100	AUDITOR CONTRACT	52,000	37,500	48,750	46,275	65,000
101-202-801.175	INDIRECT COSTS STUDIES	7,500	7,500	16,250	15,000	10,500
101-215-703.000	SALARIES	223,768	230,894	237,965	240,645	260,010
101-215-703.010	SUPERVISOR SALARIES	12,701	0	0	0	0
101-215-709.000	FICA	16,204	15,341	16,483	19,411	19,891
101-215-713.000	OVERTIME	0	0	0	0	5,000
101-215-716.000	BLUESTAR 401A DEFINED CONTRIBUTION PL	0	0	1,164	1,438	5,848
101-215-717.000	DEFINED BENEFIT PENSION CONTRIB	60,697	62,254	67,313	81,912	79,317
101-215-718.000	HEALTH INSUR	136,852	119,851	68,367	81,821	99,538
101-215-718.001	DENTAL/VISION	2,736	0	0	0	0
101-215-724.001	LIFE INSURANCE	730	690	609	654	810
101-215-724.002	DISABILITY INS	596	564	533	616	651
101-215-724.050	FLEX PLAN FEES	75	54	21	38	54
101-215-752.000	SUPPLIES	12,692	13,330	5,865	6,000	14,000
101-215-801.000	CONTRACTUAL SERVICES	16,831	18,575	15,833	15,000	12,000
101-215-803.001	ADP FEES	856	0	0	0	0
101-215-820.000	LEGAL FEES	474	2,127	6,774	7,000	2,500
101-215-861.000	MILEAGE	888	3	16	16	1,000
101-215-909.000	TRAINING	609	76	0	0	6,000
101-215-915.000	MEMBERSHIPS	540	1,080	460	950	1,200
101-228-755.000	OPERATING SUPPLIES	956	150	1,355	5,000	5,000
101-228-948.010	MAINTENANCE AND SUPPORT	25,576	50,776	0	0	0
101-228-948.020	COURTS MAINT AND SUPPORT	14,144	5,343	7,001	15,000	15,000
101-228-948.030	SECURITY SUPPORT	2,898	21,730	12,913	18,000	18,000
101-228-970.000	CAPITAL OUTLAY	193,125	7,681	68,714	100,000	100,000
101-233-752.000	SUPPLIES	363	0	0	0	0
101-234-801.000	CONTRACTUAL SERVICES	0	0	16,353	25,000	25,000
101-234-955.000	MISCELLANEOUS	31,521	19,290	0	0	0
101-245-703.010	SUPERVISOR SALARIES	6,567	5,634	4,421	4,865	4,865
101-245-709.000	FICA	511	431	312	372	372
101-245-717.000	DEFINED BENEFIT PENSION CONTRIB	1,254	1,379	2,430	1,081	1,081
101-245-725.000	PER DIEM	1,650	1,800	1,625	1,800	1,800
101-245-752.000	SUPPLIES	7,533	7,954	0	1,801	1,801
101-245-801.000	CONTRACTUAL SERVICES	51,368	47,998	23,832	45,200	45,200
101-245-803.001	ADP FEES	83	0	0	0	0
101-253-703.000	SALARIES	166,745	195,282	183,487	178,208	192,716
101-253-703.010	SUPERVISOR SALARIES	12,701	0	0	0	0
101-253-709.000	FICA	13,196	14,071	13,269	13,634	14,762
101-253-713.000	OVERTIME	2,433	0	0	0	0
101-253-717.000	DEFINED BENEFIT PENSION CONTRIB	48,585	54,059	77,706	79,480	65,180
101-253-718.000	HEALTH INSUR	49,237	43,308	27,315	33,532	39,049
101-253-718.001	DENTAL/VISION	1,014	0	0	0	0
101-253-724.001	LIFE INSURANCE	445	469	424	436	436
101-253-724.002	DISABILITY INS	349	395	398	402	402
101-253-724.050	FLEX PLAN FEES	12	0	12	12	0
101-253-754.000	OFFICE SUPPLIES	4,441	3,745	1,678	2,840	2,000
101-253-801.000	CONTRACTUAL SERVICES	15	7,519	2,564	2,368	2,400
101-253-803.001	ADP FEES	550	0	0	0	0
101-253-818.000	DOG LICENSE/CENSUS FEES	20,320	0	0	0	0
101-253-820.000	LEGAL FEES	53	969	8,709	9,500	1,000
101-253-861.000	MILEAGE	926	952	0	200	200
101-253-909.000	TRAINING	410	410	1,137	1,160	1,500
101-253-915.000	MEMBERSHIPS	75	275	625	650	300
101-253-958.000	BANK CHARGES	33	76	204	204	0

SHIAWASSEE COUNTY GENERAL FUND
2022 ADOPTED BUDGET
LINE ITEM DETAIL

GL NUMBER	DESCRIPTION	2019 ACTUAL ACTIVITY	2020 ACTUAL ACTIVITY	2021 ESTIMATED ACTIVITY	2021 AMENDED BUDGET	2022 ADOPTED BUDGET
101-257-703.000	SALARIES	36,667	36,952	7,374	6,807	0
101-257-709.000	FICA	2,702	2,666	496	496	0
101-257-717.000	DEFINED BENEFIT PENSION CONTRIB	13,049	14,101	3,767	3,477	0
101-257-718.000	HEALTH INSUR	20,436	19,524	3,129	2,888	0
101-257-718.001	DENTAL/VISION	290	0	0	0	0
101-257-724.001	LIFE INSURANCE	116	117	10	10	0
101-257-724.002	DISABILITY INS	91	95	12	12	0
101-257-724.050	FLEX PLAN FEES	3	0	3	3	3
101-257-752.000	SUPPLIES	28,778	37,093	36,853	34,067	38,000
101-257-801.000	CONTRACTUAL SERVICES	127,000	133,038	152,931	171,409	185,400
101-257-803.001	ADP FEES	122	0	0	0	0
101-257-820.000	LEGAL FEES	0	82	0	1,500	1,000
101-257-881.000	ADVERTISING	261	261	383	383	500
101-257-915.000	MEMBERSHIPS	0	100	100	100	100
101-261-995.000	INTERFUND TRANSFERS OUT	103,798	106,082	105,978	106,082	106,082
101-262-703.000	SALARIES	33,805	34,415	20,734	21,715	21,297
101-262-709.000	FICA	2,506	2,541	1,550	1,661	1,629
101-262-713.000	OVERTIME	0	0	0	0	2,500
101-262-716.000	BLUESTAR 401A DEFINED CONTRIBUTION PL	0	0	162	184	1,202
101-262-717.000	DEFINED BENEFIT PENSION CONTRIB	9,051	12,234	4,908	12,126	0
101-262-718.000	HEALTH INSUR	5,279	7,353	1,952	3,681	4,083
101-262-718.001	DENTAL/VISION	0	0	52	135	0
101-262-724.001	LIFE INSURANCE	82	114	64	65	68
101-262-724.002	DISABILITY INS	39	68	14	54	55
101-262-725.005	PER DIEM CANVASSERS	675	5,127	1,065	3,300	4,000
101-262-752.000	SUPPLIES	27,806	155,040	34,608	36,228	110,000
101-262-752.010	ELECTIONS SUPPLIES SCHOOLS	0	67	0	200	200
101-262-801.000	CONTRACTUAL SERVICES	0	0	0	5,000	5,000
101-262-803.001	ADP FEES	122	0	0	0	0
101-262-820.000	LEGAL FEES	0	5,731	0	1,000	1,000
101-262-861.000	MILEAGE	209	1,039	416	500	1,200
101-262-861.010	MILEAGE SCHOOLS	69	0	0	500	500
101-262-909.000	TRAINING	420	145	116	500	1,000
101-262-963.010	ELECTION REIMBURSEMENTS TO LOCALS	36,341	0	0	0	20,000
101-265-703.000	SALARIES	160,712	180,517	220,816	238,126	290,705
101-265-703.010	SUPERVISOR SALARIES	10,303	0	0	0	0
101-265-709.000	FICA	12,636	12,824	16,211	19,272	22,239
101-265-713.000	OVERTIME	6,825	3,502	6,666	8,000	8,000
101-265-716.000	BLUESTAR 401A DEFINED CONTRIBUTION PL	0	0	694	900	1,100
101-265-717.000	DEFINED BENEFIT PENSION CONTRIB	45,021	47,082	83,678	84,076	67,600
101-265-718.000	HEALTH INSUR	63,662	58,748	42,857	58,159	68,781
101-265-718.001	DENTAL/VISION	1,227	0	0	0	0
101-265-724.001	LIFE INSURANCE	436	469	481	545	545
101-265-724.002	DISABILITY INS	386	394	371	475	475
101-265-724.050	FLEX PLAN FEES	12	0	15	20	0
101-265-752.000	SUPPLIES	1,005	0	0	0	0
101-265-755.000	OPERATING SUPPLIES	33,751	30,248	46,388	45,050	27,250
101-265-755.019	OPERATING SUPPLIES-COVID 19	0	4,203	4,342	4,500	0
101-265-755.025	HOUSEKEEPING SUPPLIES	10,679	14,863	7,688	9,500	10,500
101-265-759.000	FUEL	5,413	2,853	7,018	7,000	6,000
101-265-801.000	CONTRACTUAL SERVICES	92,967	86,614	102,691	106,500	76,500
101-265-803.001	ADP FEES	489	0	0	0	0
101-265-842.000	UNEMPLOYMENT	0	1,190	0	0	0
101-265-888.000	TAXES	2,648	1,062	1,045	2,890	2,890
101-265-919.000	WASTE AND RUBBISH DISPOSAL	8,736	8,620	10,215	9,430	8,600

SHIAWASSEE COUNTY GENERAL FUND
2022 ADOPTED BUDGET
LINE ITEM DETAIL

GL NUMBER	DESCRIPTION	2019 ACTUAL ACTIVITY	2020 ACTUAL ACTIVITY	2021 ESTIMATED ACTIVITY	2021 AMENDED BUDGET	2022 ADOPTED BUDGET
101-265-924.000	UTILITIES	12,763	265,626	258,285	279,900	279,900
101-265-924.010	UTILITIES - CAPITAN	22,496	0	0	0	0
101-265-924.020	UTILITIES - CIRCUIT COURT	53,687	0	0	0	0
101-265-924.025	UTILITIES - DISTRICT COURT	54,936	0	0	0	0
101-265-924.030	UTILITIES - JAIL	91,656	0	0	0	0
101-265-924.035	UTILITIES - SURBECK	22,470	0	0	0	0
101-265-924.040	UTILITIES - GRIFFIN	29,147	0	0	0	0
101-265-924.045	UTILITIES - NORTON	10,476	0	0	0	0
101-265-934.000	OTHER REPAIRS AND MAINTENANCE	15,495	86,542	121,300	123,776	127,500
101-265-934.010	OTHER REPAIRS AND MAINT CAPITAN	18,339	0	0	0	0
101-265-934.020	OTHER REPAIRS AND MAINT CIRCUIT COUR	3,022	0	0	0	0
101-265-934.025	OTHER REPAIRS AND MAINT DISTRICT COUF	13,843	0	47,604	0	0
101-265-934.030	OTHER REPAIRS AND MAINT JAIL	22,448	0	0	0	0
101-265-934.033	OTHER REPAIRS AND MAINT SHERIFF	4,647	0	0	0	0
101-265-934.035	OTHER REPAIRS AND MAINT SURBECK	2,122	0	0	0	0
101-265-934.040	OTHER REPAIRS AND MAINT GRIFFIN	12	0	0	0	0
101-265-934.041	OTHER REPAIRS AND MAINT GRIFFIN WR	335	0	0	0	0
101-265-934.045	OTHER REPAIRS AND MAINT NORTON YC	665	0	0	0	0
101-265-935.000	PROPERTY LIABILITY INSURANCE	3,784	0	0	5,150	5,150
101-265-970.000	CAPITAL OUTLAY	11,839	0	138,627	133,848	345,800
101-266-801.000	CONTRACTUAL SERVICES	127,650	122,900	44,985	79,100	79,100
101-266-820.010	LEGAL FEES PERSONNEL	4,800	3,499	0	0	0
101-266-948.010	MAINTENANCE AND SUPPORT	0	0	53,520	50,300	50,000
101-267-970.000	CAPITAL OUTLAY	0	119,339	0	0	0
101-268-930.000	LAND AND BUILDING REPAIRS	35,400	0	0	0	0
101-268-975.000	BUILDINGS BUILDING ADDITIONS	434,744	0	0	0	0
101-271-801.000	CONTRACTUAL SERVICES	0	0	300	300	0
101-271-971.000	LAND	0	0	0	49,700	0
101-283-703.000	SALARIES	232,129	264,103	269,697	272,567	313,750
101-283-703.010	SUPERVISOR SALARIES	19,139	0	0	0	0
101-283-703.070	VISITING JUDGE	1,225	0	0	2,941	3,000
101-283-709.000	FICA	14,735	15,318	15,846	19,168	24,002
101-283-716.000	BLUESTAR 401A DEFINED CONTRIBUTION PL	0	0	27	100	4,828
101-283-717.000	DEFINED BENEFIT PENSION CONTRIB	43,174	47,939	58,522	59,895	82,457
101-283-718.000	HEALTH INSUR	87,453	81,445	59,120	60,804	78,340
101-283-718.001	DENTAL/VISION	1,943	0	0	0	0
101-283-724.001	LIFE INSURANCE	666	648	524	600	628
101-283-724.002	DISABILITY INS	616	616	634	695	749
101-283-724.050	FLEX PLAN FEES	72	108	18	54	54
101-283-752.000	SUPPLIES	580	0	0	0	0
101-283-754.000	OFFICE SUPPLIES	8,116	0	0	0	0
101-283-755.000	OPERATING SUPPLIES	1,197	7,539	5,487	10,000	10,000
101-283-755.019	OPERATING SUPPLIES-COVID 19	0	7,720	626	4,000	0
101-283-801.000	CONTRACTUAL SERVICES	25,296	28,703	26,985	26,000	26,000
101-283-801.019	CONTRACT SERVICES - COVID RELATED	0	0	3,562	3,300	0
101-283-801.110	COLLECTIONS EXPENSE	470	300	498	500	1,000
101-283-803.001	ADP FEES	856	0	0	0	0
101-283-811.000	JURY FEES	14,892	14,389	8,072	14,000	14,000
101-283-811.001	JURY MILEAGE	2,150	2,703	1,492	3,000	3,000
101-283-811.100	JURY MEALS	811	242	273	1,750	1,750
101-283-811.200	JURY COMMISSION	505	330	573	1,000	1,000
101-283-813.000	TRANSCRIPT FEES	32,571	15,783	12,566	24,725	20,000
101-283-815.000	WITNESS FEES	48	0	0	500	500
101-283-820.000	LEGAL FEES	123,706	42,997	20,568	45,000	35,000
101-283-861.000	MILEAGE	1,676	144	204	2,500	2,500

SHIAWASSEE COUNTY GENERAL FUND
2022 ADOPTED BUDGET
LINE ITEM DETAIL

GL NUMBER	DESCRIPTION	2019 ACTUAL ACTIVITY	2020 ACTUAL ACTIVITY	2021 ESTIMATED ACTIVITY	2021 AMENDED BUDGET	2022 ADOPTED BUDGET
101-283-861.005	MILEAGE WITNESS	33	0	0	0	0
101-283-881.000	ADVERTISING	0	0	0	50	50
101-283-909.000	TRAINING	4,517	1,735	5,054	7,536	4,000
101-283-915.000	MEMBERSHIPS	1,986	1,228	1,987	1,834	1,500
101-283-931.000	EQUIPMENT REPAIRS	0	350	1,411	1,500	1,500
101-283-970.000	CAPITAL OUTLAY	0	8,618	0	0	0
101-286-703.000	SALARIES	601,259	629,568	605,186	570,344	570,550
101-286-703.010	SUPERVISOR SALARIES	35,836	0	0	0	0
101-286-703.070	VISITING JUDGE	0	0	0	100	100
101-286-709.000	FICA	39,514	37,520	40,156	43,647	43,647
101-286-714.000	LONGEVITY PAY	600	600	0	0	0
101-286-716.000	BLUESTAR 401A DEFINED CONTRIBUTION PL	0	0	1,906	1,928	0
101-286-717.000	DEFINED BENEFIT PENSION CONTRIB	113,465	119,170	168,588	186,905	126,833
101-286-718.000	HEALTH INSUR	206,180	169,380	103,729	159,642	160,642
101-286-718.001	DENTAL/VISION	7,523	4,805	3,975	4,340	4,340
101-286-724.001	LIFE INSURANCE	2,886	1,739	1,554	1,525	1,525
101-286-724.002	DISABILITY INS	1,499	1,571	1,434	1,426	1,426
101-286-724.050	FLEX PLAN FEES	262	162	206	206	0
101-286-752.000	SUPPLIES	615	20	0	0	0
101-286-754.000	OFFICE SUPPLIES	33,183	21,273	25,735	27,000	27,000
101-286-755.019	OPERATING SUPPLIES-COVID 19		509	15,860	15,848	12,300
101-286-801.000	CONTRACTUAL SERVICES	32,246	24,108	34,487	38,000	38,000
101-286-801.180	CONTRACTUAL SVCS CORRECTIONS	40	0	0	0	0
101-286-803.001	ADP FEES	1,957	0	0	0	0
101-286-811.000	JURY FEES	0	405	0	1,500	1,500
101-286-811.001	JURY MILEAGE	0	105	0	500	500
101-286-811.100	JURY MEALS	0	74	0	500	500
101-286-813.000	TRANSCRIPT FEES	2,583	3,278	2,878	3,500	2,500
101-286-815.000	WITNESS FEES	42	12	59	500	500
101-286-820.000	LEGAL FEES	45,428	0	0	0	0
101-286-835.025	DRUG TEST CONFIRMS	0	0	0	100	100
101-286-851.000	POSTAGE	4,145	3,217	5,417	5,000	4,000
101-286-861.000	MILEAGE	2,414	0	468	2,800	2,800
101-286-861.005	MILEAGE WITNESS	24	14	35	100	100
101-286-881.000	ADVERTISING	95	0	0	100	100
101-286-909.000	TRAINING	5,365	730	1,946	4,000	5,000
101-286-915.000	MEMBERSHIPS	11,633	11,615	8,491	10,500	10,500
101-286-931.000	EQUIPMENT REPAIRS		885	968	1,000	1,000
101-289-703.000	SALARIES	450,686	449,060	475,579	498,193	518,025
101-289-703.010	SUPERVISOR SALARIES	15,589	0	0	0	0
101-289-709.000	FICA	34,246	32,239	34,204	38,062	39,630
101-289-716.000	BLUESTAR 401A DEFINED CONTRIBUTION PL	0	0	845	1,020	4,150
101-289-717.000	DEFINED BENEFIT PENSION CONTRIB	115,052	125,020	294,126	168,100	154,844
101-289-718.000	HEALTH INSUR	117,689	115,766	76,548	119,110	117,091
101-289-718.001	DENTAL/VISION	7,133	4,078	2,943	4,774	3,581
101-289-724.001	LIFE INSURANCE	1,211	1,202	1,094	1,253	1,200
101-289-724.002	DISABILITY INS	1,088	1,105	1,053	1,242	1,300
101-289-724.050	FLEX PLAN FEES	88	0	68	68	54
101-289-752.000	SUPPLIES	6,485	8,923	8,704	10,343	11,000
101-289-755.000	OPERATING SUPPLIES	1,172	3,932	0	0	0
101-289-755.019	OPERATING SUPPLIES-COVID 19	0	0	52	500	0
101-289-801.000	CONTRACTUAL SERVICES	15,072	54,977	45,657	49,000	157,700
101-289-801.077	LAW ENFORCEMENT EXPENSE	18,140	68,313	72,118	72,000	72,000
101-289-803.001	ADP FEES	1,345	0	0	0	0
101-289-851.000	POSTAGE	12,000	12,000	0	10,000	11,500

SHIAWASSEE COUNTY GENERAL FUND
2022 ADOPTED BUDGET
LINE ITEM DETAIL

GL NUMBER	DESCRIPTION	2019 ACTUAL ACTIVITY	2020 ACTUAL ACTIVITY	2021 ESTIMATED ACTIVITY	2021 AMENDED BUDGET	2022 ADOPTED BUDGET
101-289-861.000	MILEAGE	3,943	659	0	4,400	3,500
101-289-900.000	PRINTING AND PUBLISHING	2,886	892	464	1,000	1,500
101-289-909.000	TRAINING	4,598	600	0	5,000	5,500
101-289-915.000	MEMBERSHIPS	990	1,025	1,095	1,100	1,250
101-289-955.000	MISCELLANEOUS	10,000	0	0	0	0
101-294-703.000	SALARIES	232,839	267,541	282,052	273,737	281,595
101-294-703.010	SUPERVISOR SALARIES	30,836	0	0	0	0
101-294-709.000	FICA	18,128	18,184	19,938	20,942	21,542
101-294-717.000	DEFINED BENEFIT PENSION CONTRIB	28,476	32,217	34,535	71,825	79,702
101-294-718.000	HEALTH INSUR	82,081	77,157	50,227	57,031	72,569
101-294-718.001	DENTAL/VISION	1,440	0	0	0	0
101-294-724.001	LIFE INSURANCE	464	469	424	436	456
101-294-724.002	DISABILITY INS	559	581	542	685	761
101-294-724.050	FLEX PLAN FEES	12	54	12	12	0
101-294-752.000	SUPPLIES	1,597	1,442	0	0	0
101-294-755.000	OPERATING SUPPLIES	6,245	3,123	1,381	1,500	1,500
101-294-801.000	CONTRACTUAL SERVICES	2,108	4,617	12,631	12,000	13,000
101-294-801.077	LAW ENFORCEMENT EXPENSE	0	50,000	27,083	50,000	25,000
101-294-803.001	ADP FEES	489	0	0	0	0
101-294-811.000	JURY FEES	495	0	0	1,716	2,000
101-294-815.000	WITNESS FEES	0	0	0	500	500
101-294-820.000	LEGAL FEES	22,306	15,553	21,707	24,500	18,000
101-294-861.000	MILEAGE	106	0	0	0	1,000
101-294-861.005	MILEAGE WITNESS	0	0	0	0	500
101-294-909.000	TRAINING	0	0	0	0	1,000
101-294-915.000	MEMBERSHIPS	260	727	260	785	1,000
101-294-931.000	EQUIPMENT REPAIRS	0	0	0	200	200
101-294-955.000	MISCELLANEOUS	(26)	26	498	499	0
101-294-970.000	CAPITAL OUTLAY	11,270	0	0	0	0
101-295-752.000	SUPPLIES	3,229	3,483	3,044	3,500	3,500
101-296-703.000	SALARIES	664,662	681,677	707,315	619,898	773,640
101-296-703.010	SUPERVISOR SALARIES	21,172	0	0	0	0
101-296-709.000	FICA	51,145	49,627	52,132	47,432	59,184
101-296-716.000	BLUESTAR 401A DEFINED CONTRIBUTION PL	0	0	1,971	2,024	15,044
101-296-717.000	DEFINED BENEFIT PENSION CONTRIB	122,324	129,825	195,101	177,440	144,800
101-296-718.000	HEALTH INSUR	120,695	124,078	62,452	51,557	56,936
101-296-718.001	DENTAL/VISION	6,076	2,759	3,726	3,452	2,777
101-296-724.001	LIFE INSURANCE	1,367	1,404	1,392	1,307	1,484
101-296-724.002	DISABILITY INS	1,475	1,393	1,513	1,550	1,850
101-296-724.050	FLEX PLAN FEES	375	270	279	279	0
101-296-752.000	SUPPLIES	23,724	9,996	6,241	11,831	0
101-296-755.000	OPERATING SUPPLIES	134	3,419	0	0	14,000
101-296-755.019	OPERATING SUPPLIES-COVID 19	0	520	927	11,000	0
101-296-801.000	CONTRACTUAL SERVICES	3,400	3,400	326	326	500
101-296-801.060	SERVING EXPENSE	230	66	41	1,000	100
101-296-801.075	CONTRACTUAL SVCS TECHNOLOGY	8,500	0	0	0	0
101-296-802.000	EXPENSES	800	(400)	0	1,000	500
101-296-803.001	ADP FEES	1,590	0	0	0	0
101-296-820.000	LEGAL FEES	0	713	244	500	500
101-296-835.000	HEALTH SERVICES	2,810	261	0	0	2,500
101-296-835.055	BLOOD TESTING	0	0	0	0	500
101-296-851.000	POSTAGE	3,000	3,692	2,677	3,500	3,500
101-296-861.000	MILEAGE	2,245	1,463	392	3,500	3,500
101-296-881.000	ADVERTISING	115	68	18	50	50
101-296-909.000	TRAINING	3,433	2,156	0	0	2,500

SHIAWASSEE COUNTY GENERAL FUND
2022 ADOPTED BUDGET
LINE ITEM DETAIL

GL NUMBER	DESCRIPTION	2019 ACTUAL ACTIVITY	2020 ACTUAL ACTIVITY	2021 ESTIMATED ACTIVITY	2021 AMENDED BUDGET	2022 ADOPTED BUDGET
101-296-913.000	TRAVEL	324	0	0	0	1,000
101-296-915.000	MEMBERSHIPS	9,798	10,175	10,621	11,000	10,000
101-296-933.000	SOFTWARE MAINT AGREEMENTS	0	8,906	9,648	9,000	9,000
101-296-948.000	COMPUTER SERVICES	0	1,909	831	5,000	5,000
101-296-960.000	TECHNOLOGY	0	5,859	6,504	7,500	6,000
101-299-703.000	SALARIES	282,245	282,128	284,139	276,850	292,941
101-299-703.010	SUPERVISOR SALARIES	12,465	0	0	0	0
101-299-709.000	FICA	21,049	19,782	19,799	21,188	22,410
101-299-717.000	DEFINED BENEFIT PENSION CONTRIB	72,755	77,347	91,072	93,835	90,431
101-299-718.000	HEALTH INSUR	97,808	76,270	62,075	76,207	95,751
101-299-718.001	DENTAL/VISION	3,161	688	233	688	0
101-299-724.001	LIFE INSURANCE	781	744	614	654	685
101-299-724.002	DISABILITY INS	701	715	660	699	771
101-299-724.050	FLEX PLAN FEES	159	135	121	121	0
101-299-752.000	SUPPLIES	3,581	1,627	0	0	0
101-299-755.000	OPERATING SUPPLIES	2,148	(456)	5,534	6,000	5,000
101-299-755.019	OPERATING SUPPLIES-COVID 19	0	574	0	0	0
101-299-801.000	CONTRACTUAL SERVICES	6,636	7,694	10,959	11,654	8,980
101-299-801.050	SUBCONTRACTOR SALARY	9,889	2,111	0	9,500	0
101-299-803.001	ADP FEES	1,957	0	0	0	0
101-299-811.000	JURY FEES	585	0	405	1,000	1,000
101-299-811.001	JURY MILEAGE	196	0	103	400	400
101-299-811.100	JURY MEALS	0	0	0	200	200
101-299-813.000	TRANSCRIPT FEES	3,457	7,224	3,846	4,000	4,000
101-299-820.000	LEGAL FEES	360		561	1,000	1,000
101-299-820.050	JUVENILE LEGAL FEES	115,898	114,304	103,253	100,000	100,000
101-299-861.000	MILEAGE	4,730	1,046	(341)	5,500	8,000
101-299-900.000	PRINTING AND PUBLISHING	170	337	276	500	500
101-299-909.000	TRAINING	1,361	225	441	2,000	2,000
101-299-915.000	MEMBERSHIPS	2,727	949	1,110	1,500	1,500
101-299-931.000	EQUIPMENT REPAIRS	473	1,563	2,875	3,000	2,500
101-299-970.000	CAPITAL OUTLAY	23,045	9,491	0	0	0
101-301-703.000	SALARIES	1,214,499	1,026,567	1,192,709	1,190,081	1,239,363
101-301-703.010	SUPERVISOR SALARIES	16,381	0	0	0	0
101-301-703.019	SALARIES - CARES GRANT	0	374,485	0	0	0
101-301-709.000	FICA	93,283	103,920	90,347	84,247	98,332
101-301-713.000	OVERTIME	24,047	14,083	22,622	25,000	25,000
101-301-716.000	BLUESTAR 401A DEFINED CONTRIBUTION PL	0	0	5,446	5,425	19,537
101-301-717.000	DEFINED BENEFIT PENSION CONTRIB	1,189,852	844,366	632,205	631,924	596,560
101-301-718.000	HEALTH INSUR	273,111	244,301	134,032	130,661	202,460
101-301-718.001	DENTAL/VISION	14,378	8,705	8,839	8,218	8,330
101-301-723.000	RETIREE HEALTH INSUR	26,657	54,605	43,321	55,315	55,315
101-301-724.001	LIFE INSURANCE	4,958	5,160	4,354	4,147	4,351
101-301-724.002	DISABILITY INS	2,970	3,150	2,616	2,964	3,449
101-301-724.050	FLEX PLAN FEES	61	0	61	61	0
101-301-754.000	OFFICE SUPPLIES	8,379	1,246	9,534	9,005	8,000
101-301-755.000	OPERATING SUPPLIES	36,812	31,581	26,945	27,050	12,050
101-301-755.019	OPERATING SUPPLIES-COVID 19	0	12	11,172	12,000	0
101-301-759.000	FUEL	39,630	16,413	29,662	35,251	35,000
101-301-760.000	AMMO & WEAPONS REPAIR	325	2,961	1,459	3,000	3,000
101-301-767.010	UNIFORMS & CLEANING	15,411	32,199	22,881	22,000	19,500
101-301-801.000	CONTRACTUAL SERVICES	2,687	17,085	28,198	39,717	52,200
101-301-801.055	INTESTIGATIVE EXPENDITURES	7,312	5,103	7,219	8,000	8,000
101-301-803.001	ADP FEES	2,568	0	0	0	0
101-301-820.000	LEGAL FEES	10,116	8,931	15,400	20,000	10,000

SHIAWASSEE COUNTY GENERAL FUND
2022 ADOPTED BUDGET
LINE ITEM DETAIL

GL NUMBER	DESCRIPTION	2019 ACTUAL ACTIVITY	2020 ACTUAL ACTIVITY	2021 ESTIMATED ACTIVITY	2021 AMENDED BUDGET	2022 ADOPTED BUDGET
101-301-835.000	HEALTH SERVICES	774	23	4,146	4,100	2,000
101-301-861.000	MILEAGE	1,174	635	0	2,000	2,000
101-301-885.000	GUN RANGE	(2,912)	2,708	214	1,000	1,000
101-301-909.000	TRAINING	10,664	1,832	10,599	11,700	10,000
101-301-913.000	TRAVEL	2,738		0	2,500	2,500
101-301-915.000	MEMBERSHIPS	6,185	6,255	6,695	6,500	6,500
101-301-931.000	EQUIPMENT REPAIRS	48,631	46,433	30,300	35,000	30,000
101-301-935.000	PROPERTY LIABILITY INSURANCE	87,030	0	0	0	0
101-301-948.000	COMPUTER SERVICES	19,146	18,900	15,742	30,000	20,000
101-301-955.000	MISCELLANEOUS	0	0	144	144	0
101-301-970.000	CAPITAL OUTLAY	14,517	2,796	0	0	199,431
101-301-983.000	LEASED ASSETS	48,927	50,644	22,836	25,000	35,000
101-303-703.000	SALARIES	179,173	177,566	205,811	174,997	327,423
101-303-709.000	FICA	13,575	13,176	15,384	13,388	25,048
101-303-717.000	DEFINED BENEFIT PENSION CONTRIB	6,591	6,929	10,298	8,910	10,694
101-303-718.000	HEALTH INSUR	23,918	21,963	14,132	21,256	6,806
101-303-718.001	DENTAL/VISION	503	0	0	0	0
101-303-724.001	LIFE INSURANCE	116	117	106	109	114
101-303-724.002	DISABILITY INS	89	94	97	91	118
101-303-724.050	FLEX PLAN FEES	3	0	3	3	0
101-303-755.000	OPERATING SUPPLIES	2,620	0	630	1,000	1,000
101-303-767.010	UNIFORMS & CLEANING	2,209	2,491	632	2,000	2,000
101-303-803.001	ADP FEES	1,223	0	0	0	0
101-303-835.000	HEALTH SERVICES	0	846	0	1,100	1,100
101-303-909.000	TRAINING	39	0	0	0	0
101-303-931.000	EQUIPMENT REPAIRS	0	132	0	0	0
101-315-703.000	SALARIES	56,937	68,745	66,547	56,893	65,824
101-315-703.019	SALARIES - CARES GRANT	0	15,629	0	0	0
101-315-709.000	FICA	4,942	6,598	5,138	4,633	5,350
101-315-713.000	OVERTIME	7,113	3,677	6,996	3,666	4,113
101-315-717.000	DEFINED BENEFIT PENSION CONTRIB	94,786	30,223	5,848	60,939	5,623
101-315-718.000	HEALTH INSUR	0	0	13,921	19,500	18,860
101-315-718.001	DENTAL/VISION	753	688	0	1,207	0
101-315-724.001	LIFE INSURANCE	212	202	200	207	218
101-315-724.002	DISABILITY INS	136	130	104	126	164
101-315-724.050	FLEX PLAN FEES	3	0	3	3	0
101-315-727.000	WORKMANS COMPENSATION	0	0	0	0	650
101-315-767.010	UNIFORMS & CLEANING	840	840	630	840	840
101-315-861.000	MILEAGE	14,900	13,573	10,008	17,250	17,250
101-315-903.000	ALLOCATIONS	2,426	5,615	4,203	8,263	5,941
101-315-929.000	EQUIPMENT EXPENSES	15,070	0	0	0	0
101-351-703.000	SALARIES	1,191,667	957,327	1,141,891	1,007,594	1,151,216
101-351-703.019	SALARIES - CARES GRANT	0	200,200	0	0	0
101-351-709.000	FICA	91,661	85,099	86,392	81,479	93,780
101-351-713.000	OVERTIME	62,511	30,764	45,976	30,000	50,000
101-351-716.000	BLUESTAR 401A DEFINED CONTRIBUTION PL	21,678	0	0	0	6,135
101-351-717.000	DEFINED BENEFIT PENSION CONTRIB	167,487	188,128	185,474	184,274	196,640
101-351-718.000	HEALTH INSUR	320,098	295,090	163,554	228,231	253,563
101-351-718.001	DENTAL/VISION	9,360	3,256	3,162	4,340	4,000
101-351-724.001	LIFE INSURANCE	4,964	4,918	4,403	4,474	4,569
101-351-724.002	DISABILITY INS	2,748	2,731	2,644	2,663	3,359
101-351-724.050	FLEX PLAN FEES	64	0	68	68	0
101-351-752.005	KITCHEN SUPPLIES	12,498	7,156	1,457	4,000	4,000
101-351-754.000	OFFICE SUPPLIES	10,155	9,863	6,617	9,000	12,000
101-351-755.000	OPERATING SUPPLIES	20,705	10,660	13,332	25,000	25,000

SHIAWASSEE COUNTY GENERAL FUND
2022 ADOPTED BUDGET
LINE ITEM DETAIL

GL NUMBER	DESCRIPTION	2019	2020	2021	2021	2022
		ACTUAL ACTIVITY	ACTUAL ACTIVITY	ESTIMATED ACTIVITY	AMENDED BUDGET	ADOPTED BUDGET
101-351-755.019	OPERATING SUPPLIES-COVID 19	0	2,571	32,604	31,000	0
101-351-767.010	UNIFORMS & CLEANING	15,074	14,429	6,924	13,000	13,000
101-351-801.000	CONTRACTUAL SERVICES	0	2,973	18,431	17,050	265,000
101-351-803.001	ADP FEES	3,363	0	0	0	0
101-351-835.000	HEALTH SERVICES	312,924	305,395	255,606	284,850	270,000
101-351-842.000	UNEMPLOYMENT	0	8,688	0	0	0
101-351-861.000	MILEAGE	1,300	729	669	1,500	1,500
101-351-881.020	ADVERTISING PERSONNEL	27	27	45	200	200
101-351-909.000	TRAINING	5,117	2,007	993	2,000	2,000
101-351-915.000	MEMBERSHIPS	517	523	495	500	500
101-351-916.000	FOOD	206,225	140,281	138,863	168,116	0
101-351-931.000	EQUIPMENT REPAIRS	5,433	7,715	3,964	8,000	8,000
101-351-948.000	COMPUTER SERVICES	39,094	37,403	22,601	29,500	7,000
101-351-955.000	MISCELLANEOUS	0	0	2,535	2,484	0
101-351-970.000	CAPITAL OUTLAY	6,674	68,785	43,333	49,103	15,000
101-426-703.000	SALARIES	44,799	64,109	46,159	56,684	56,684
101-426-707.000	TEMPORARY EMPLOYEES	7,400	0	0	0	0
101-426-709.000	FICA	3,257	4,904	3,532	4,336	4,336
101-426-754.000	OFFICE SUPPLIES	2,620	1,735	0	0	0
101-426-755.000	OPERATING SUPPLIES	24,451	7,093	7,344	9,300	7,000
101-426-755.019	OPERATING SUPPLIES-COVID 19	0	1,431	0	750	0
101-426-759.000	FUEL	1,554	1,113	2,057	2,000	2,000
101-426-767.010	UNIFORMS & CLEANING	337	801	340	500	500
101-426-801.000	CONTRACTUAL SERVICES	18,817	15,590	12,943	14,800	15,000
101-426-803.001	ADP FEES	183	0	0	0	0
101-426-861.000	MILEAGE	0	101	0	185	185
101-426-909.000	TRAINING	4,010	2,406	1,985	2,000	1,500
101-426-912.019	MEETINGS-COVID 19	0	3,094	0	0	0
101-426-915.000	MEMBERSHIPS	0	209	209	300	300
101-426-931.000	EQUIPMENT REPAIRS	2,415	3,850	1,505	2,000	2,000
101-426-970.000	CAPITAL OUTLAY	0	0	5,020	4,700	15,500
101-426-983.000	LEASED ASSETS	2,360	654	0	0	0
101-430-703.000	SALARIES	39,038	40,568	41,844	42,137	44,540
101-430-703.019	SALARIES - CARES GRANT	0	1,000	0	0	0
101-430-709.000	FICA	2,912	3,047	3,102	3,243	3,407
101-430-713.000	OVERTIME	0	28	236	250	0
101-430-717.000	DEFINED BENEFIT PENSION CONTRIB	13,925	15,388	24,785	24,031	26,094
101-430-718.000	HEALTH INSUR	7,555	7,264	4,693	7,029	6,805
101-430-718.001	DENTAL/VISION	145	0	0	0	0
101-430-724.001	LIFE INSURANCE	116	117	106	109	114
101-430-724.002	DISABILITY INS	99	103	104	106	121
101-430-724.050	FLEX PLAN FEES	3	0	3	3	5
101-430-752.000	SUPPLIES	122	17,672	16,921	18,000	0
101-430-755.000	OPERATING SUPPLIES	287	45	84	800	18,000
101-430-759.000	FUEL	2,383	1,735	3,333	5,000	5,000
101-430-767.010	UNIFORMS & CLEANING	1,167	579	0	800	800
101-430-801.000	CONTRACTUAL SERVICES	12,333	12,791	19,180	27,000	30,600
101-430-803.001	ADP FEES	122	0	0	0	0
101-430-810.000	EXPENDITURES	1,104	0	0	2,000	2,000
101-430-909.000	TRAINING	329	0	199	500	500
101-430-931.000	EQUIPMENT REPAIRS	1,553	1,182	765	2,500	2,500
101-430-970.000	CAPITAL OUTLAY	33,189	585	0	2,000	0
101-442-703.000	SALARIES	192,062	211,326	254,006	216,984	237,275
101-442-703.010	SUPERVISOR SALARIES	12,701	0	0	0	0
101-442-709.000	FICA	14,428	14,646	18,256	16,600	18,152

SHIAWASSEE COUNTY GENERAL FUND
2022 ADOPTED BUDGET
LINE ITEM DETAIL

GL NUMBER	DESCRIPTION	2019 ACTUAL ACTIVITY	2020 ACTUAL ACTIVITY	2021 ESTIMATED ACTIVITY	2021 AMENDED BUDGET	2022 ADOPTED BUDGET
101-442-716.000	BLUESTAR 401A DEFINED CONTRIBUTION PL	0	0	297	335	2,110
101-442-717.000	DEFINED BENEFIT PENSION CONTRIB	44,080	48,630	66,536	60,846	58,804
101-442-718.000	HEALTH INSUR	69,390	63,955	32,600	58,168	63,252
101-442-718.001	DENTAL/VISION	1,980	688	641	688	701
101-442-721.000	CLOTHING ALLOWANCE	0	0	0	800	800
101-442-724.001	LIFE INSURANCE	570	586	558	545	571
101-442-724.002	DISABILITY INS	490	520	545	542	599
101-442-724.050	FLEX PLAN FEES	55	54	56	56	56
101-442-754.000	OFFICE SUPPLIES	866	3,544	629	1,000	1,000
101-442-801.000	CONTRACTUAL SERVICES	1,200	9,408	2,654	2,600	2,750
101-442-803.001	ADP FEES	611	0	0	0	0
101-442-861.000	MILEAGE	3,402	3,294	1,907	3,400	3,400
101-442-900.000	PRINTING AND PUBLISHING	595	1,298	1,091	2,000	2,000
101-442-909.000	TRAINING	2,702	1,874	3,245	3,000	3,500
101-442-915.000	MEMBERSHIPS	350	350	250	350	350
101-445-955.000	MISCELLANEOUS	179,476	96,738	86,125	96,739	118,800
101-595-995.000	INTERFUND TRANSFERS OUT	7,346	7,732	8,139	7,732	8,568
101-601-995.000	INTERFUND TRANSFERS OUT	217,000	217,000	217,000	217,000	300,000
101-648-801.250	AUTOPSIES	189,553	181,977	182,027	187,436	190,000
101-649-955.000	MISCELLANEOUS	0	200,000	200,000	200,000	200,000
101-649-995.000	INTERFUND TRANSFERS OUT	200,000	0	0	0	0
101-662-995.000	INTERFUND TRANSFERS OUT	190,500	3,750	0	200,000	0
101-663-995.000	INTERFUND TRANSFERS OUT	172,500	168,750	172,500	172,500	172,500
101-710-970.000	CAPITAL OUTLAY	19,770	0	0	0	0
101-711-703.000	SALARIES	161,147	198,875	168,281	183,684	193,032
101-711-703.010	SUPERVISOR SALARIES	13,301	0	0	0	0
101-711-709.000	FICA	12,424	13,950	12,992	13,517	14,767
101-711-714.000	LONGEVITY PAY	0	600	0	0	0
101-711-717.000	DEFINED BENEFIT PENSION CONTRIB	44,682	48,759	77,178	81,242	70,771
101-711-718.000	HEALTH INSUR	68,772	64,500	30,255	30,689	43,090
101-711-718.001	DENTAL/VISION	1,227	0	0	0	0
101-711-724.001	LIFE INSURANCE	464	469	452	511	456
101-711-724.002	DISABILITY INS	416	430	415	442	497
101-711-724.050	FLEX PLAN FEES	12	0	12	12	0
101-711-752.000	SUPPLIES	6,302	4,489	2,616	4,500	4,500
101-711-755.019	OPERATING SUPPLIES-COVID 19	0	877	18	20	0
101-711-801.000	CONTRACTUAL SERVICES	5,314	26,131	6,603	10,300	7,000
101-711-803.001	ADP FEES	489	0	0	0	0
101-711-820.000	LEGAL FEES	0	0	26	500	100
101-711-861.000	MILEAGE	610	74	300	300	300
101-711-909.000	TRAINING	1,391	105	600	600	600
101-711-915.000	MEMBERSHIPS	520	550	140	140	140
101-711-931.000	EQUIPMENT REPAIRS	0	200	0	200	500
101-714-709.000	FICA	0	0	0	25	25
101-714-725.000	PER DIEM	0	0	0	270	270
101-714-861.000	MILEAGE	200	0	0	0	0
101-728-709.000	FICA	0	29	0	50	0
101-728-717.000	DEFINED BENEFIT PENSION CONTRIB	0	30	0	0	0
101-728-718.000	HEALTH INSUR	0	0	0	400	0
101-728-724.001	LIFE INSURANCE	0	3	(1)	5	0
101-728-724.002	DISABILITY INS	0	1	0	1	0
101-728-725.000	PER DIEM	2,500	7,500	6,988	9,545	10,000
101-728-752.000	SUPPLIES	1,906	1,070	1,111	1,200	1,200
101-728-801.000	CONTRACTUAL SERVICES	113,896	112,050	112,127	116,749	100,000
101-728-803.001	ADP FEES	122	0	0	0	0

SHIAWASSEE COUNTY GENERAL FUND
2022 ADOPTED BUDGET
LINE ITEM DETAIL

GL NUMBER	DESCRIPTION	2019 ACTUAL ACTIVITY	2020 ACTUAL ACTIVITY	2021 ESTIMATED ACTIVITY	2021 AMENDED BUDGET	2022 ADOPTED BUDGET
101-728-820.000	LEGAL FEES	1,623	1,086	1,024	2,000	3,000
101-728-861.000	MILEAGE	3,814	2,618	2,923	2,900	2,400
101-728-881.000	ADVERTISING	2,519	2,047	1,960	2,500	2,500
101-728-948.040	GIS MAINTENANCE AND SUPPORT	0	0	3,597	3,320	3,400
101-728-964.000	REFUNDS AND REBATES	1,105	0	395	1,000	1,000
101-756-703.000	SALARIES	0	0	5,055	20,000	48,343
101-756-709.000	FICA	0	0	348	1,530	3,698
101-756-716.000	BLUESTAR 401A DEFINED CONTRIBUTION PL	0	0	266	0	2,900
101-756-717.000	DEFINED BENEFIT PENSION CONTRIB	0	0	36	0	0
101-756-718.000	HEALTH INSUR	0	0	533	0	6,805
101-756-724.001	LIFE INSURANCE	0	0	10	0	0
101-756-725.000	PER DIEM	1,075	1,015	2,096	1,500	1,500
101-756-755.000	OPERATING SUPPLIES	0	0	1,032	0	2,500
101-756-801.000	CONTRACTUAL SERVICES	7,965	7,785	28,909	15,500	8,000
101-756-861.000	MILEAGE	717	289	359	1,000	1,000
101-756-931.000	EQUIPMENT REPAIRS	0	1,025	0	0	0
101-756-970.000	CAPITAL OUTLAY	70,545	12,203	31,695	35,000	40,000
101-954-727.000	WORKMANS COMPENSATION	(31,227)	80,335	(203,433)	60,000	60,000
101-954-801.000	CONTRACTUAL SERVICES	7,550	0	0	0	0
101-954-935.000	PROPERTY LIABILITY INSURANCE	190,944	381,189	190,245	320,000	390,000
101-966-995.000	INTERFUND TRANSFERS OUT	11,538	17,660	0	0	0
101-966-995.213	TRANSFER TO 213	1,787	6	0	0	0
101-966-995.217	TRANSFER TO 217	0	29,058	0	0	0
101-966-995.249	TRANSFER TO 249	0	0	0	1,602	0
101-966-995.269	TRANSFER TO 269	0	0	0	0	8,500
101-966-995.282	TRANSFER TO 282	0	0	0	5,000	0
101-966-995.292	TRANSFER TO 292	266,972	467,901	381,000	381,000	381,000
101-966-995.353	TRANSFER TO 353	94,200	95,565	91,495	91,495	91,495
101-966-995.354	TRANSFER TO 354	0	1,791	0	0	0
101-975-801.000	CONTRACTUAL SERVICES	89,582	95,543	96,508	100,000	100,000
TOTAL EXPENDITURES		\$18,336,804	\$18,361,016	\$18,257,417	\$18,816,824	\$19,839,477